





2

1

/

2

/

2

3

3

BOPP

1

BOPP

LG Chem



"

"

"

" "

	990,507,177.08	752,823,445.85	752,823,445.85	31.57%	318,233,698.49	318,233,698.49
	1,055,180,013.19	763,297,007.77	763,297,007.77	38.24%	171,020,949.81	171,020,949.81
/	1.34	1.06	1.06	26.42%	1.21	0.72
/	1.34	1.06	1.06	26.42%	1.21	0.72
	17.15%	20.36%	20.36%	-3.21%	16.48%	16.48%
	2020	2019			2018	
	20,572,234,846.40	12,193,188,361.42	12,193,188,361.42	68.72%	7,702,468,537.78	7,702,468,537.78
	11,102,880,648.67	4,551,052,876.43	4,551,052,876.43	143.96%	3,831,154,951.68	3,831,154,951.68

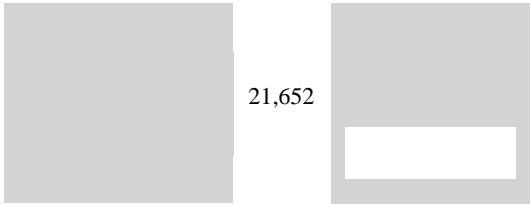
## 2

	552,861,641.98	887,782,615.50	1,140,685,184.40	1,701,678,147.23
	138,230,902.44	183,161,737.43	322,104,471.98	472,106,908.62
	105,336,315.65	162,151,408.49	292,069,716.03	430,949,736.91
	34,367,094.55	166,595,532.54	61,577,174.06	792,640,212.04

**4**

**1**

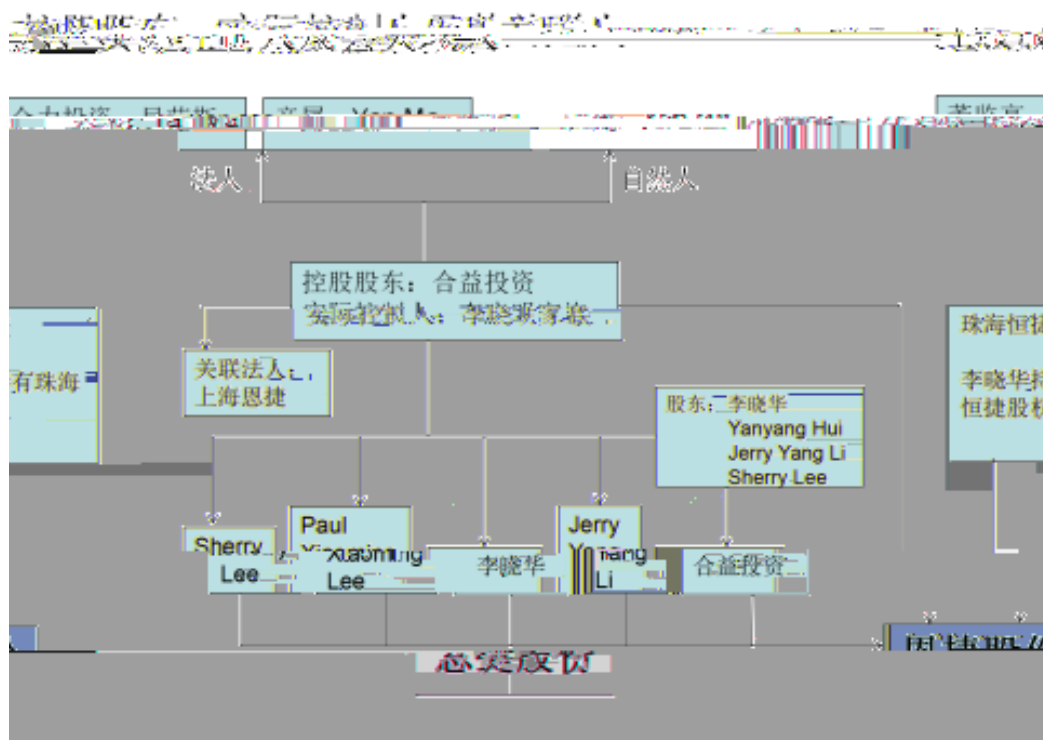
**10**



2

10

3



5

1

		128095	2020 02 11	2026 02 11	83,357.81	0.40% 0.60% 1.00%

						1.50%	
						1.80%	2.00%

2

2019 7 18

2019 010759

AA " " AA

2020 5 15

2020 100053

AA " " AA

3

2

	2020	2019	
	43.63%	59.97%	-16.34%

1 2020

1

2020 346,409.63 80.88%  
35.92%

4

8

8

2020

46

33

13

289,140.08

48.83%

2020

264,765.19

96,157.22

92,034.36

100%

76.3574%

2020

88,803.45

175,96.60

2020 3

22,264.12

100

LG Chem

CATL


1.83

4

30

4

18-24



2020 7 13

2017



6

7

1

2020 4 24

—

			2020 1 1		2017 7 5
	<	14	—	>	2017 22
2019 6 17			2019 5 16		
12 —			2019 9		

2

22 —

2

3

2020

22

SEMCORP Global Holdings Kft.

SEMCORP Hungary Kft. 2020

8

2

1